

Gallery WashDATVW

Compact LED wall wash with 60W LED VariableWhite



Gallery WashDAT is a compact and efficient LED wallwash luminaire, purpose-designed for precise, uniform illumination of walls, exhibits, and shelving in galleries, events, and venues. Its advanced optical system combines a custom linear LED source with an asymmetrical reflector, significantly reducing the required number of fixtures by enabling greater spacing without compromising visual comfort or uniformity. The **Gallery WashDAT VW** variant includes a 60W variable white LED source, providing adjustable color temperatures ranging smoothly from warm 2'700K to cool 5'600K. This model excels in applications requiring precise white-light control to enhance visual clarity and ambiance. Control flexibility is assured through integrated RDM, DMX, and intuitive local dimming. Optional wireless control modules (LumenRadio CRMX) can be specified to simplify installation and enhance operational convenience. With its stylish cubic form factor, **Gallery WashDAT** integrates seamlessly into both contemporary interiors and historic venues. The integrated power supply and driver facilitate straightforward installation, further supported by an extensive range of accessories, including track adapters, adjustable yokes, ceiling mounting kits, and optical modifiers such as barn doors, holographic filters, and snoots.

VERSIONS

Code	Housing
GALLERYWASHDATVWB	Black
GALLERYWASHDATVWW	White

TECHNICAL SPECIFICATION

LIGHT SOURCE

- Source: 60W Variable White LED
- Luminous flux: 3'334lm @3.200 K; 3'809lm @5.600 K; 3'689lm @Full
- Lux: 44lx @3.200 K; 49lx @5.600 K; 48lx @5 m full
- CRI: 94,2 @3.200 K; 95,4 @5.600 K;
- R9: 83 @3.200 K; 82 @5.600 K;
- TLCI: 98 @3.200 K; 97 @ 5.600 K;
- TM30 Rf: 94,4 @3.200 K; 91,9 @5.600 K;
- TM30 Rg: 104,7 @3.200 K; 102,9 @5.600 K;
- Source life expectancy: > 50.000 hrs (L70B10 @Ta 25° C / 77° F)

OPTICS

- Beam angle: (VxH) 68°x105°
- Additional optics: 30° filter on-board - see available accessories

COLOUR SYSTEM

- Colour mixing: tunable white
- CCT: CCT control through dedicated DMX channel
- White presets: 2'700K - 5'600K
- Colour wheel: built-in white presets

DYNAMIC EFFECTS

- Control Resolution: 16-bit dimmer, colours
- Static mode: selection of static dimmer and color temperature

BODY

- Body: aluminium die-casting
- Body colour: RAL 9004 or RAL 9010
- Other: cable not included - Cable diameter range: 6 - 10 mm

CONTROL

- Protocols: Local Knob, DMX, RDM, CRMX
- DMX channels: 1 / 2 / 4 / 10channel

ACCESSORIES & RELATED PRODUCTS

GWASHDATFILT30/80	Light diffusion filter for GALLERYWASHDAT series, symmetric 30°/80°
GWASHDATWK	CRMX Timo Fx kit for GALLERYWASHDAT series
GWASHDATWMBRKB/W	Wall mounting bracket for GALLERYWASHDAT series, black/white
GWASHDATBDB/W	Barn door with 4 directional flaps to adjust the light beam for GALLERYWASHDAT, black/white
GWASHDATHSNOOTB/W	Half snoot for GALLERYWASHDAT series, black/white
GWASHDATCEILKITB/W	Ceiling-mounted kit (surface) for GALLERYWASHDAT series, black/white

MAIN FEATURES

- 60W Variable White linear LED engine offers dynamic color mixing and precision tunable white lighting
- Custom asymmetrical reflector ensures superbly uniform wall illumination, minimizing fixture count and installation complexity
- Supports RDM, DMX, local knob dimming, and optional wireless protocols (CRMX) for flexible and intuitive operation
- Integrated power supply with extensive mounting accessories and optical modifiers enables quick installation and precise customization for any venue

- Wireless Control: optional, LumenRadio TiMo receiver
- RDM: RDM for remote monitoring and settings
- Display: user interface through DATAMASTER external coder (not included)
- Firmware upgrade: via DMX with UPBOXPRO/UPBOX1 (USB-DMX interface not included)

ELECTRONICS

- Dimmer: linear 0 ~ 100% electronic dimmer
- Dimmer curves: 4 selectable dimming modes available
- Strobe / shutter: 1 - 30 Hz, electronic
- Operating temperature: -10° ~ +45° Ta
- LED Control: flicker free operation
- Selectable PWM: 600 ~ 25.000 Hz

ELECTRICAL

- Mains power supply: 100-240V - 50/60Hz
- Max power consumption: 53W
- Power factor: > 0,95

PHYSICAL

- IP rating: 20
- Cooling: passive cooling and fan-free
- Suspension and fixing: track / hanging / ceiling installation
- Data connection: screw terminal blocks
- Power connection: screw terminal blocks
- Dimensions (WxHxD): 141x146x112mm / 5.55"x5.75"x4.41"
- Weight: 1kg / 2.2lbs

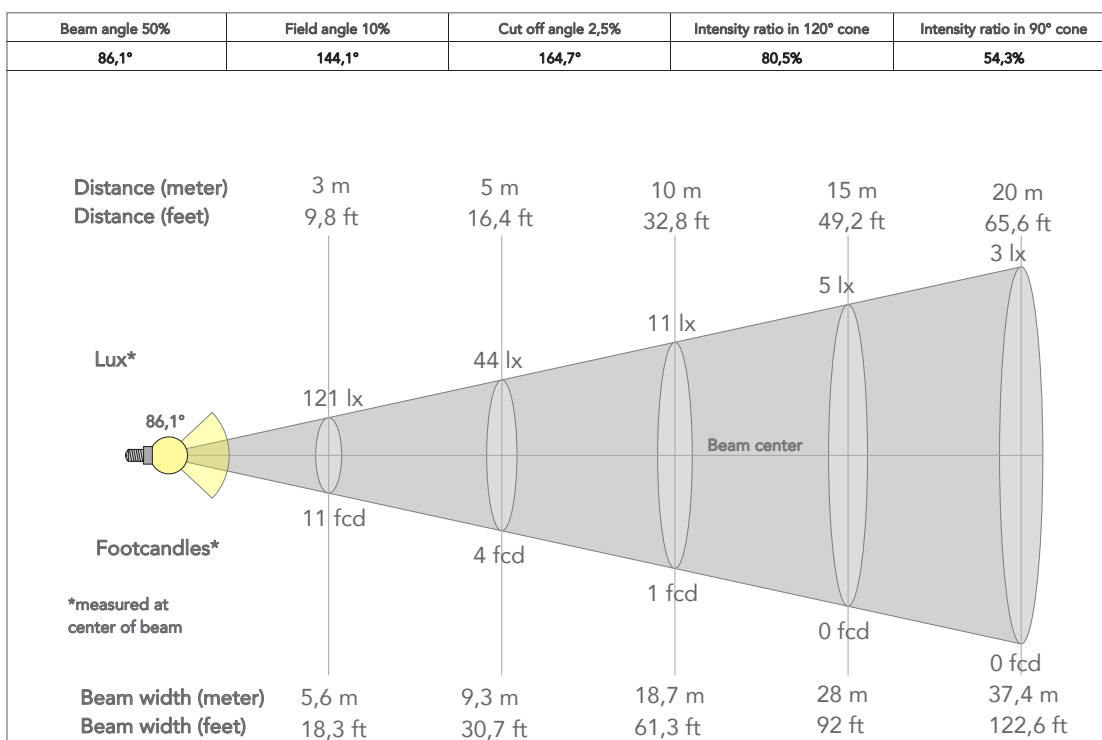
CERTIFICATIONS / APPROVALS

- Certifications / Approvals: CE, RCM, FCC, cTUVus

ECLPENDWALLBRKBK/WH	Wall mounting bracket for ECLPENDANT series, black/white
ECLPENDWALLBRKABK/WH	Ring adapter for ECLPENDWALLBRK (not included), black
GWASHDATWK	CRMX Timo Rx kit for GALLERYWASHDAT series
C6002B	Slim aluminium clamp, 200 kg loading, 48-51 mm tubes, M10 bolt
RSR0630B	Steel security cable for hanging bodies, inox steel shackle, L=60 cm, black
UPBOXPRO	Firmware uploader kit, USB IN, 5-pin XLR DMX OUT connector

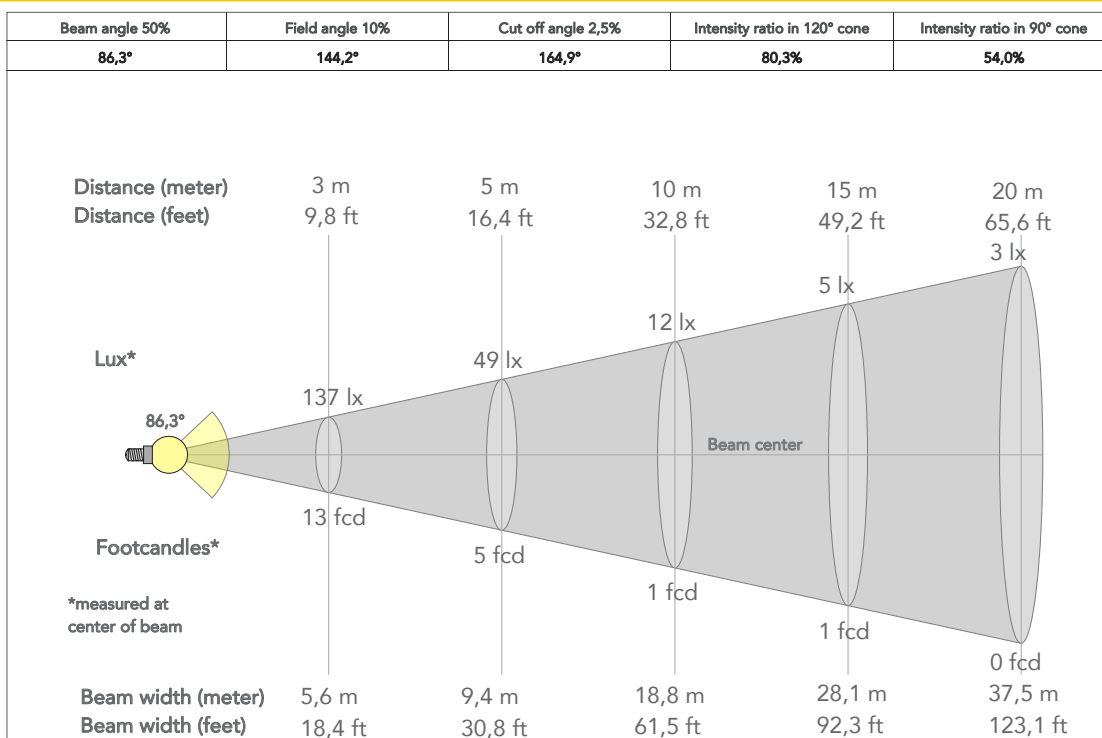
PRESET 3200K

Beam angle 50%: 86,1°

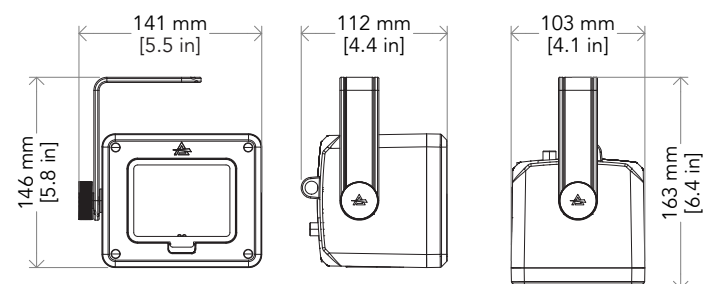


PRESET 5600K

Beam angle 50%: 86,3°



TECHNICAL DRAWINGS



CERTIFICATIONS / APPROVALS



Conforms to UL STD. 1573
Certified to CSA STD: C22.2 NO. 166

Visit our website
for specifications and
tech documentations

